



Washington Office of Superintendent of
PUBLIC INSTRUCTION

View Ridge Elementary School

Address and Phone

7047 50 AV NE
SEATTLE, WASHINGTON 98115
2062525600

Enrollment

Enrollment
2024-25 School Year

294

Low-Income
2024-25 School Year

10.9%

English Language Learners
2024-25 School Year

5.8%

Finance



Per Pupil Expenditure
2023-24 School Year

\$21,893

Attendance



Students Attending 90% or
More of School Days in the
2023-24 School Year

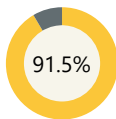
91.0%

Assessment

Foundational Grade-level Knowledge (and above)

ELA

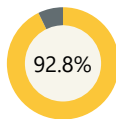
2024-25 School Year



91.5%

Math

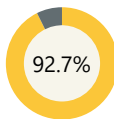
2024-25 School Year



92.8%

Science

2024-25 School Year

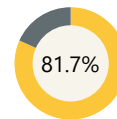


92.7%

Consistent Grade-level Knowledge (and above)

ELA

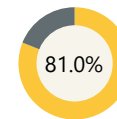
2024-25 School Year



81.7%

Math

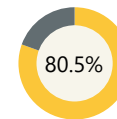
2024-25 School Year



81.0%

Science

2024-25 School Year



80.5%

Educators

Average Class Size
2023-24 School Year



24.9

Teacher Count
2023-24 School Year



20

Percent Teachers with Master's Degree or
Higher
2023-24 School Year



85.0%

Average Years of Teaching Experience
2023-24 School Year



16.1

Some data is not disclosed to protect student privacy and will be represented by a blank for student related measures. Due to reporting cycles, the most recent data for each measure may be from different school years. If a Finance or Educator measure is blank, there is no data for that organization in the currently reported year.
To see more, visit <https://reportcard.ospi.k12.wa.us/>. If you have questions or comments, contact ReportCardRedesign@k12.wa.us.